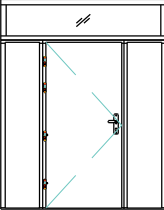
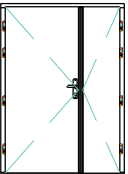
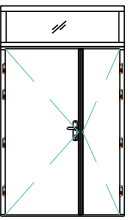


Standard	Grubość	Kolekcja	Szyld	Otwieranie		WKŁADKA		WKŁADKA BEZ GAŁKI		WKŁADKI		Gałka czarna	
				Do śr	Na zewn	B	C	B	C	B	C4	Dopłata	
Termo	78	Rycerska Kolora Filmowa Vintage	Diva/Prestige/Jupiter/Solid/Slim/Diana/Mars	50/50G	55/45G	195	265	148	218	270	380	10	
			Toronto	50/50G	55/45G	195	265	148	218	270	380	10	
			szyldek	30/50G	35/45G	195	265	148	218	270	380	10	
			Antaba kieszeniowa(Walkiria)+szyldek pierścieniowy	35/50G	40/45G	195	265	148	218	270	380	10	
	82	Alutherm	Diva/Prestige/Jupiter/Solid/Slim/Diana/Mars	55/50G	60/45G	195	265	148	218	270	380	10	
			Toronto	55/50G	60/45G	195	265	148	218	270	380	10	
			szyldek	35/50G	40/45G	195	265	148	218	270	380	10	
	90/2	Arbo	Diva/Prestige/Jupiter/Solid/Slim/Diana/Mars	60/50G	65/45G	279	385	232	338			10	
			Toronto	60/50G	65/45G	279	385	232	338			10	
			szyldek	40/50G	50/45G	279	385	232	338			10	
	Arctic/PHI	90	Rycerska Kolora Filmowa Vintage	Diva/Prestige/Jupiter/Solid/Slim/Diana/Mars	60/50G	55/55G	279	385	232	338	350	410	10
				Toronto	60/50G	55/55G	279	385	232	338	350	410	10
szyldek				40/50G	35/55G	279	385	232	338	350	410	10	
Antaba kieszeniowa(Walkiria)+szyldek pierścieniowy				45/50G	40/55G	279	385	232	338	350	410	10	
90/1		Arbo	Diva/Prestige/Jupiter/Solid/Slim/Diana/Mars	45/65G	65/45G	279	385	232	338	350	410	10	
			Toronto	50/65G	70/45G	279	385	232	338	350	410	10	
			szyldek	30/65G	50/45G	279	385	232	338	350	410	10	
94		Alutherm	Diva/Prestige/Jupiter/Solid/Slim/Diana/Mars	65/50G	60/55G	279	385	232	338	350	410	10	
			Toronto	65/50G	60/55G	279	385	232	338	350	410	10	
			szyldek	45/50G	40/55G	279	385	232	338	350	410	10	
102		Arbo	Diva/Prestige/Jupiter/Solid/Slim/Diana/Mars	70/50G	65/55G	335	575	288	528			10	
			Toronto	75/50G	70/55G	335	575	288	528			10	
	szyldek		55/50G	50/55G	335	575	288	528			10		
	Antaba kieszeniowa(Walkiria)+szyldek pierścieniowy		35/65G	55/45G	279	385	232	338	350	410	10		
Presenta	90	Rycerska Kolora Filmowa Vintage	Diva/Prestige/Jupiter/Solid/Slim/Diana/Mars	60/50G	55/55G	279	385	232	338	350	410	10	
			Toronto	60/50G	55/55G	279	385	232	338	350	410	10	
			szyldek	40/50G	35/55G	279	385	232	338	350	410	10	
			Antaba kieszeniowa(Walkiria)+szyldek pierścieniowy	45/50G	40/55G	279	385	232	338	350	410	10	
	90/1	Arbo Idylla	Diva/Prestige/Jupiter/Solid/Slim/Diana/Mars	45/65G	65/45G	279	385	232	338	350	410	10	
			Toronto	50/65G	70/45G	279	385	232	338	350	410	10	
			szyldek	30/65G	50/45G	279	385	232	338	350	410	10	
	94/1	Alutherm	Diva/Prestige/Jupiter/Solid/Slim/Diana/Mars	50/65G	70/45G	279	385	232	338	350	410	10	
			Toronto	55/65G	70/45G	279	385	232	338	350	410	10	
			szyldek	35/65G	55/45G	279	385	232	338	350	410	10	
	Komfort	65	Klasyczna	Diva/Prestige/Jupiter/Solid/Slim/Diana/Mars	35/50G	55/30 G	195	265	148	218	270	410	10
				Toronto	35/50G	55/30 G	195	265	148	218	270	410	10
szyldek*						nieodstępny							

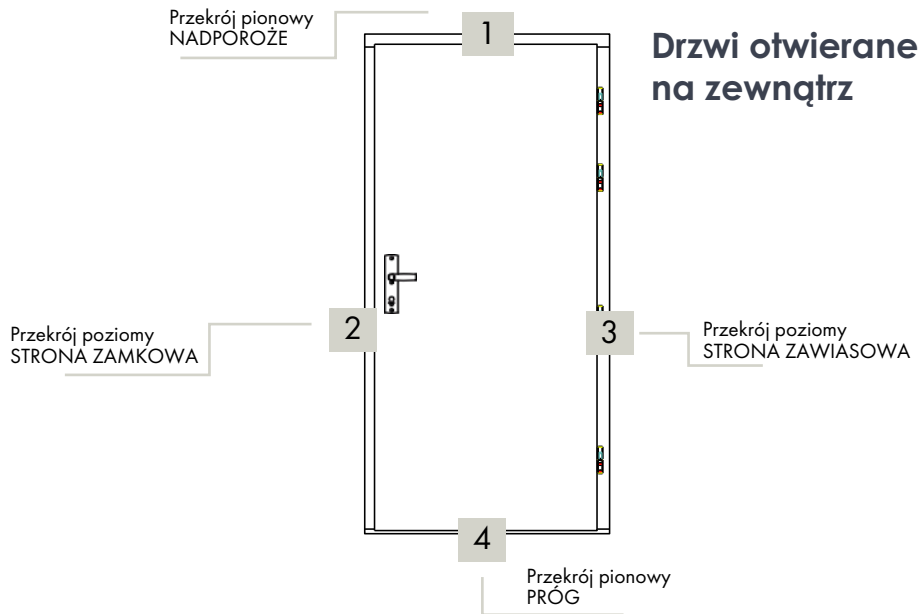
* szyldek pierścieniowy może być stosowany tylko na okładziny np.blachy inox, okładziny Alutherm, deski (Arbo), w kolekcji Idylla nie może być stosowany

	Minimum szerokość [mm]	Minimum wysokość [mm]	Maximum szerokość [mm]	Maximum wysokość [mm]	Ościeżnica [głębokość x grubość]
	Komfort 930 Thermo 930 Arctic 958 Presenta 989	1816	1130	2500	105x65 105x65 105x65 90 ¹⁾ x 80
	Komfort 930 Thermo 930 Arctic 958 Presenta 989	2016 2016 2016 2278	1130 1130 1158 1189	3000 3000 3000 3000	105x65 105x65 105x65 90 ¹⁾ x 80
	Komfort 1218 Thermo 1218 Arctic 1246 Presenta 1297	1816 1816 1816 1982	1990 1990 2018 1964	2500 2500 2500 2500	105x65 105x65 105x65 90 ¹⁾ x 80
	Komfort 1406 Thermo 1406 Arctic 1434 Presenta 1505	1816 1816 1816 1982	2950 2950 2950 2950	2500 2500 2500 2500	105x65 105x65 105x65 90 ¹⁾ x 80
	Komfort 1218 Thermo 1218 Arctic 1246 Presenta 1297	2016 2016 2016 2278	2950 2950 2950 2950	3000 3000 3000 3000	105x65 105x65 105x65 90 ¹⁾ x 80
	Komfort 1406 Thermo 1406 Arctic 1434 Presenta 1505	2016 2016 2016 2278	2950 2950 2950 2950	3000 3000 3000 3000	105x65 105x65 105x65 90 ¹⁾ x 80
	Komfort 1454 Thermo 1364 Arctic 1392 Presenta 1297	1816 1816 1816 1982	2189 2189 2245 1964	2500 2500 2500 2500	105x65 105x65 105x65 90 ¹⁾ x 80

1) 94x88 mm dla standardu PRESENTA Alu

	Minimum szerokość [mm]	Minimum wysokość [mm]	Maximum szerokość [mm]	Maximum wysokość [mm]	Ościeżnica [głębokość x grubość]	
	Komfort Thermo Arctic Presenta	1902 1722 1750 1505	1816 1816 1816 1982	3248 3248 3332 2950	2500 2500 2500 2500	105x65 105x65 105x65 90 ¹⁾ x 88
	Komfort Thermo Arctic Presenta	1902 1722 1750 1505	2016 2016 2016 2278	3248 3248 3332 2950	3000 3000 3000 3000	105x65 105x65 105x65 90 ¹⁾ x 88
	Komfort Thermo Arctic Presenta	1454 1364 1392 1297	2016 2016 2016 2278	2189 2189 2245 2950	3000 3000 3000 3000	105x65 105x65 105x65 90 ¹⁾ x 88
	Komfort Thermo Arctic Presenta	1390 1341 1369 1375	1816 1816 1816 1982	1966 1966 2021 2027	2500 2500 2500 2500	105x65 105x65 105x65 90 ¹⁾ x 88
	Komfort Thermo Arctic Presenta	1766 1766 1821 2027	1816 1816 1816 1982	1966 1966 2021 2027	2500 2500 2500 2500	105x65 105x65 105x65 90 ¹⁾ x 88
	Komfort Thermo Arctic Presenta	1390 1341 1369 1375	2016 2016 2016 2278	1966 1966 2021 2027	3000 3000 3000 3000	105x65 105x65 105x65 90 ¹⁾ x 80
	Komfort Thermo Arctic Presenta	1766 1766 1821 2027	2016 2016 2016 2278	1966 1966 2021 2027	3000 3000 3000 3000	105x65 105x65 105x65 90 ¹⁾ x 80

1) 94x88 mm dla standardu PRESENTA Alu



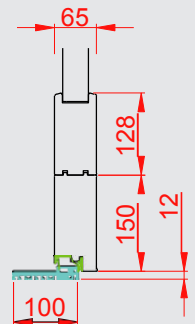
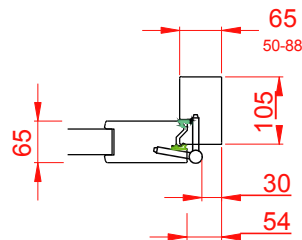
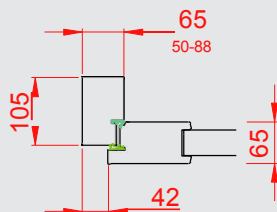
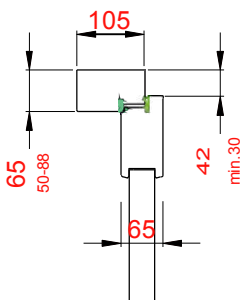
Przekrój pionowy NADPOROŻE

Przekrój poziomy STRONA ZAMKOWA

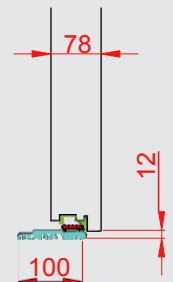
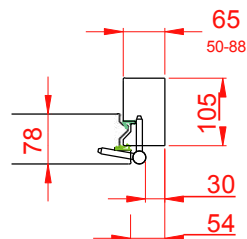
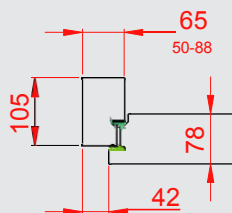
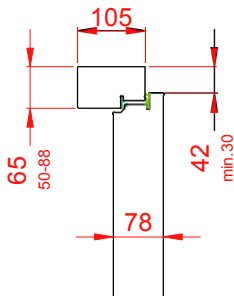
Przekrój poziomy STRONA ZAWIASOWA

Przekrój pionowy PRÓG

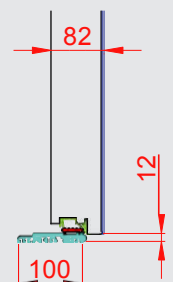
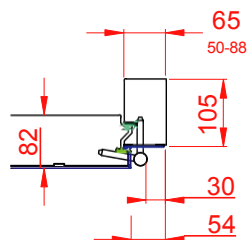
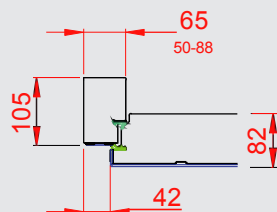
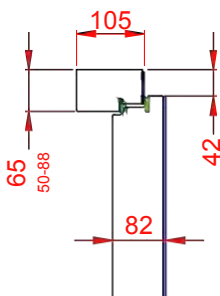
Komfort



Termo



Termo Alu



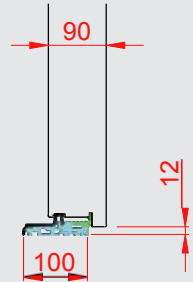
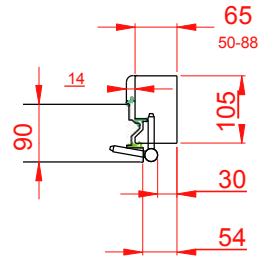
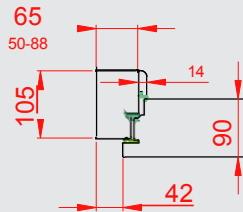
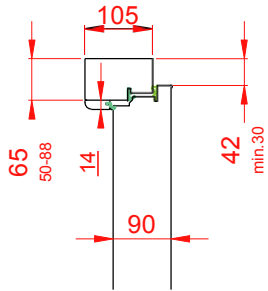
Przekrój pionowy
NADPOROŻE

Przekrój poziomy
STRONA ZAMKOWA

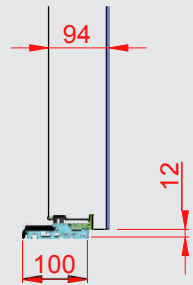
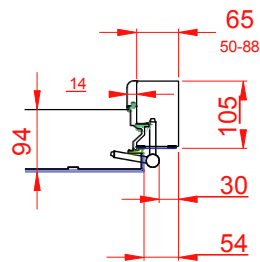
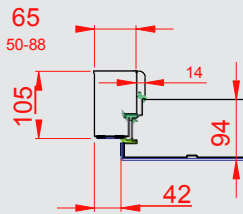
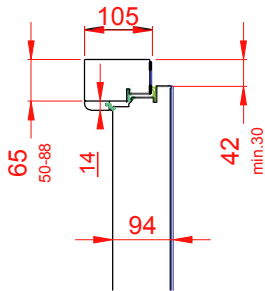
Przekrój poziomy
STRONA ZAWIASOWA

Przekrój pionowy
PRÓG

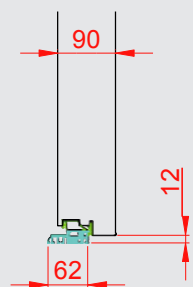
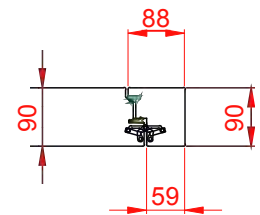
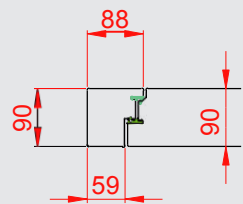
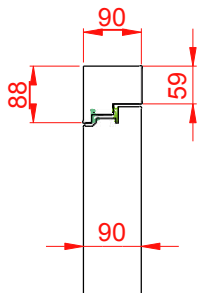
Arctic



Arctic Alu



Presenta



Presenta Alu

